


The Due Process Deficit: Auditing AI Governance in U.S. Higher Education

FACCT '26

Maria Teleki, Anna Seo Gyeong Choi, Anne Duray, Haoran Liu, Junyan Zhang, Xiangjue Dong, Dilma Da Silva, Allison Koenecke, James Caverlee



Universities have met **AI
with **policy**:**

**Revised honor codes,
AI use guidelines,
and detection tools to
enforce them.**

What has not kept pace is due process

Student accused of AI plagiarism wins lawsuit against Adelphi University

After being accused of cheating, a student sued his university and won. He denied ever having cheating on his essay.

BY EDSCOOP STAFF • FEBRUARY 10, 2026

Student sues University of Michigan over AI cheating accusations

By [WILX News 10](#)

Published: Feb. 16, 2026 at 4:05 PM CST

LANSING, Mich. (WILX) -A student is suing the University of Michigan, claiming she was wrongly accused of using artificial intelligence to write her papers.

The student says her own personal disabilities — anxiety and OCD — led to a unique tone in her writing, not AI. In the lawsuit, she claims she provided medical documentation to the university, but an instructor still accused her of cheating.

The student is appealing misconduct charges. She also filed a complaint with the U.S. Department of Education's Office of Civil Rights.

HIGHER EDUCATION

Yale Student Suing Over Accusation of Improper AI Use

Yale University professors flagged unusually long, elaborate answers on an exam as possible cheating with an AI chatbot. Now the student alleges they

Legal Premise + ACAI

1. Features

2. Domains

3. Research

4. LLM

Conclusion

Students are being falsely accused

AI detection tools disproportionately misclassify the work of **non-native English speakers** and **neurodivergent writers**


[1] Weixin Liang, et al. GPT detectors are biased against non-native English writers. Patterns (2023).

[2] Debora Weber-Wulff, et al. Testing of detection tools for AI-generated text. International Journal for Educational Integrity (2023).

And while these tools boast high accuracy...


The screenshot shows the GPTZero website interface. At the top, there is a navigation bar with the GPTZero logo, links for 'Products', 'Solutions', and 'Resources', and buttons for 'I'm an educator' and 'Get Started for free'. A blue banner below the navigation bar states: 'GPTZero is the most accurate commercial AI detector according to latest benchmark [Read the report](#)'. The main content area features the headline 'AI detector made to Preserve what's human.' and a sub-headline: 'GPTZero detects AI content from ChatGPT, GPT-5, Gemini, and checks writing quality to make every word worth reading.' Below this, three statistics are displayed: '99% Accuracy' (circled in red), '17 million Users', and '1 million Educators'. A button for 'Add to Google Docs - it's free!' is also visible. On the right side, a preview of the AI Detector tool is shown, with tabs for 'AI Detector' and 'Hallucination Detector', and options to 'Paste your text or' upload files or from Google Drive. Example buttons for 'ChatGPT', 'Claude', 'Human', and 'AI + Human' are also present.

A small number of false accusations is large at scale.



**Thousands of
careers at
stake.**

A small number of false accusations is large at scale.



Thousands of careers at stake.

The education system risks its own legitimacy.

A small number of false accusations is large at scale.



Thousands of careers at stake.

The education system risks its own legitimacy.

The governing body is falsely convicting people; it has no right to rule.

To maintain **legitimacy**, the US government offers **due process guarantees** to protect the innocent:

“It is better that ten guilty persons escape than one innocent suffer.”

– *Blackstone's Ratio*

In the university context...

Public universities must guarantee **due process protections** under the **14th Amendment**, because they operate as state entities.

Private universities are legally bound *by their own procedures.*

We ask, in the face of recent AI developments, how can we measure the state of **due process protections in US universities?**

We ask, in the face of recent AI developments, how can we measure the state of **due process protections in US universities?**

ACAI: **The Academic AI Capacity Index**

ACAI:

** see the paper for the full scorecard!*

The Academic AI Capacity Index

A. Policy Clarity

Can affected parties identify the rules?

Ex: The university defines “AI use” or “AI assistance”

B. Faculty Support

Do faculty have the institutional support to apply them consistently?

Ex: “AI Use” syllabus statement examples are provided

C. Feedback Mechanisms

Are there structured mechanisms for participation and revision?

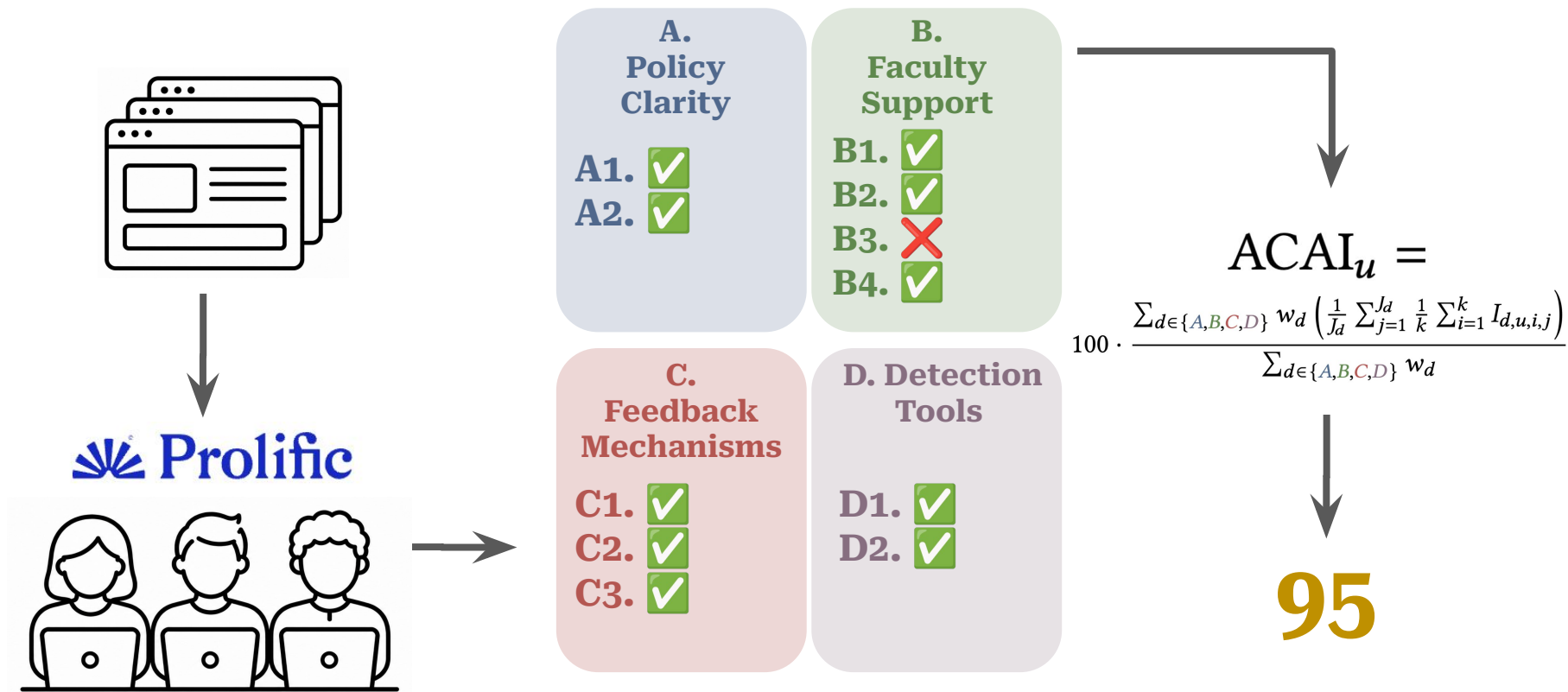
Ex: A student committee for feedback exists

D. Detection Tools


And are the uses of AI detection technology governed by safeguards against error and abuse?

Ex: Student misconduct determinations require human review


Example w/ University A



Example w/ University B



 Prolific



A. Policy Clarity

A1.

A2.

B. Faculty Support

B1.

B2.

B3.

B4.

C. Feedback Mechanisms

C1.

C2.

C3.

D. Detection Tools

D1.

D2.




$$ACAI_u = 100 \cdot \frac{\sum_{d \in \{A,B,C,D\}} w_d \left(\frac{1}{J_d} \sum_{j=1}^{J_d} \frac{1}{k} \sum_{i=1}^k I_{d,u,i,j} \right)}{\sum_{d \in \{A,B,C,D\}} w_d}$$




13

Example w/ University C



 Prolific



A. Policy Clarity

A1.

A2.

B. Faculty Support

B1.

B2.

B3.

B4.

C. Feedback Mechanisms

C1.


C2.

C3.

D. Detection Tools

D1.

D2.



$$ACAI_u = 100 \cdot \frac{\sum_{d \in \{A,B,C,D\}} w_d \left(\frac{1}{J_d} \sum_{j=1}^{J_d} \frac{1}{k} \sum_{i=1}^k I_{d,u,i,j} \right)}{\sum_{d \in \{A,B,C,D\}} w_d}$$

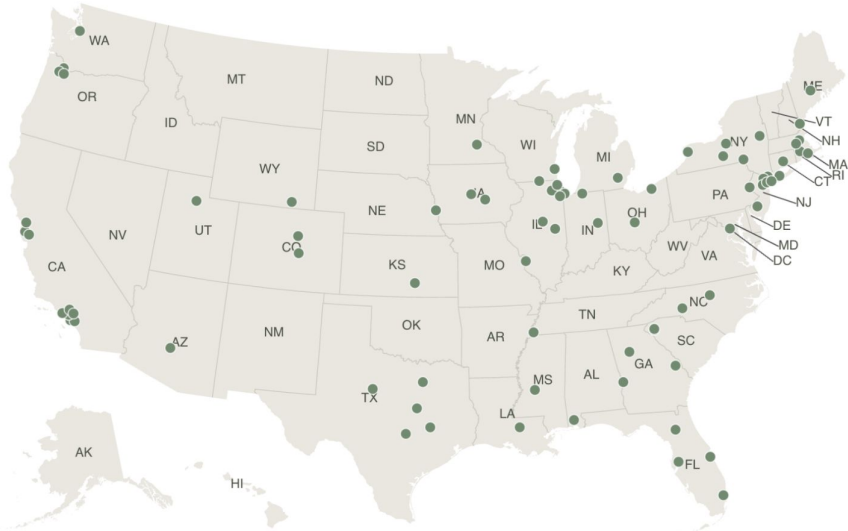


58

** see the paper for robustness checks!*

We select 79 universities for our study

ACAI-US79



REGION

South

Northeast

Midwest

West

TYPE

Public Research (R1 or R2)

Private Research (R1 or R2)

Teaching/Liberal Arts

SIZE

Small

Medium

Large

Legal Premise + ACAI

1. Features

2. Domains

3. Research

4. LLM

Conclusion

We compute their **ACAI** scores

ACAI Rank	ACAI Score	CSRankings _{AI} Rank	Institution	Type	Research Activity	Region	Size
1	81.82	105	University of New Hampshire	Public Research	R1	Northeast	Medium
2.5	80.30	96	Portland State University	Public Research	R2	West	Large
2.5	80.30	8	Stanford University	Private Research	R1	West	Medium
4	77.27	14	University of Texas at Austin	Public Research	R1	South	Large
5	75.76	42	University of Notre Dame	Private Research	R1	Midwest	Medium
6.5	74.24	137	Baylor University	Private Research	R1	South	Large
6.5	74.24	44	University at Buffalo	Public Research	R1	Northeast	Large
9.5	71.21	<i>un.</i>	Rowan University	Public Research	R2	Northeast	Large
9.5	71.21	29	Stony Brook University	Public Research	R1	Northeast	Large
9.5	71.21	79	University of Florida	Public Research	R1	South	Large
9.5	71.21	9	University of Michigan at Ann Arbor	Public Research	R1	Midwest	Large
14	69.70	91	Case Western Reserve University	Private Research	R1	Midwest	Medium
14	69.70	<i>un.</i>	Lafayette College	Teaching/LA	–	Northeast	Small
14	69.70	<i>un.</i>	Lewis & Clark College	Teaching/LA	–	West	Small
14	69.70	27	Texas A&M University	Public Research	R1	South	Large
14	69.70	7	University of California, Berkeley	Public Research	R1	West	Large
20	68.18	117	Brandeis University	Private Research	R1	Northeast	Small
20	68.18	<i>un.</i>	California State University, Long Beach	Public Research	R2	West	Large
20	68.18	<i>un.</i>	Chapman University	Private Research	R2	West	Medium
20	68.18	6	Cornell University	Private Research	R1	Northeast	Medium
20	68.18	<i>un.</i>	Howard University	Private Research	R1	South	Medium
20	68.18	169	Southern Methodist University	Private Research	R1	South	Medium

Legal Premise + ACAI

1. Features

2. Domains

3. Research

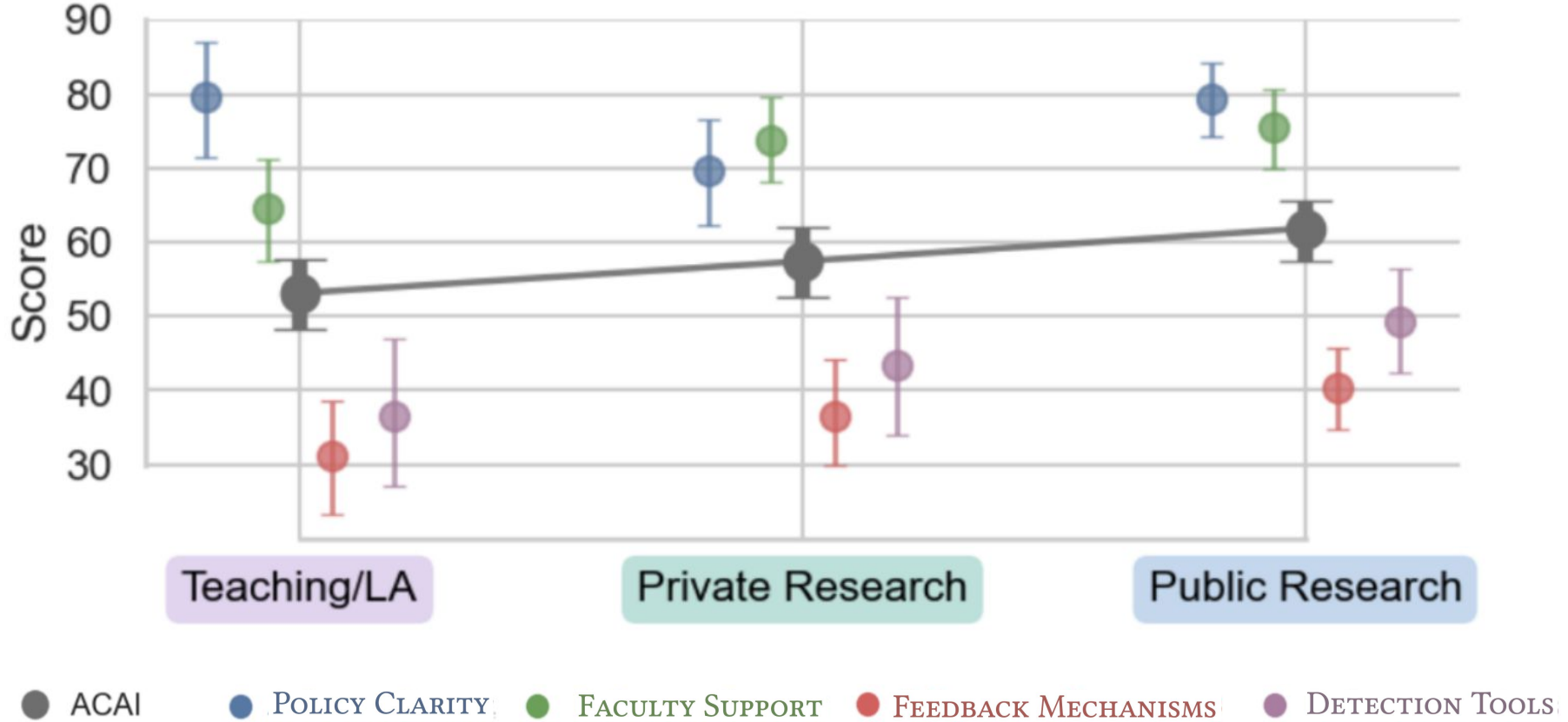
4. LLM

Conclusion

How do these features impact due process protections?

REGION	South
	Northeast
	Midwest
	West
TYPE	Public Research (R1 or R2)
	Private Research (R1 or R2)
	Teaching/Liberal Arts
SIZE	Small
	Medium
	Large

ACAI Scores by Type



Legal Premise + ACAI

1. Features

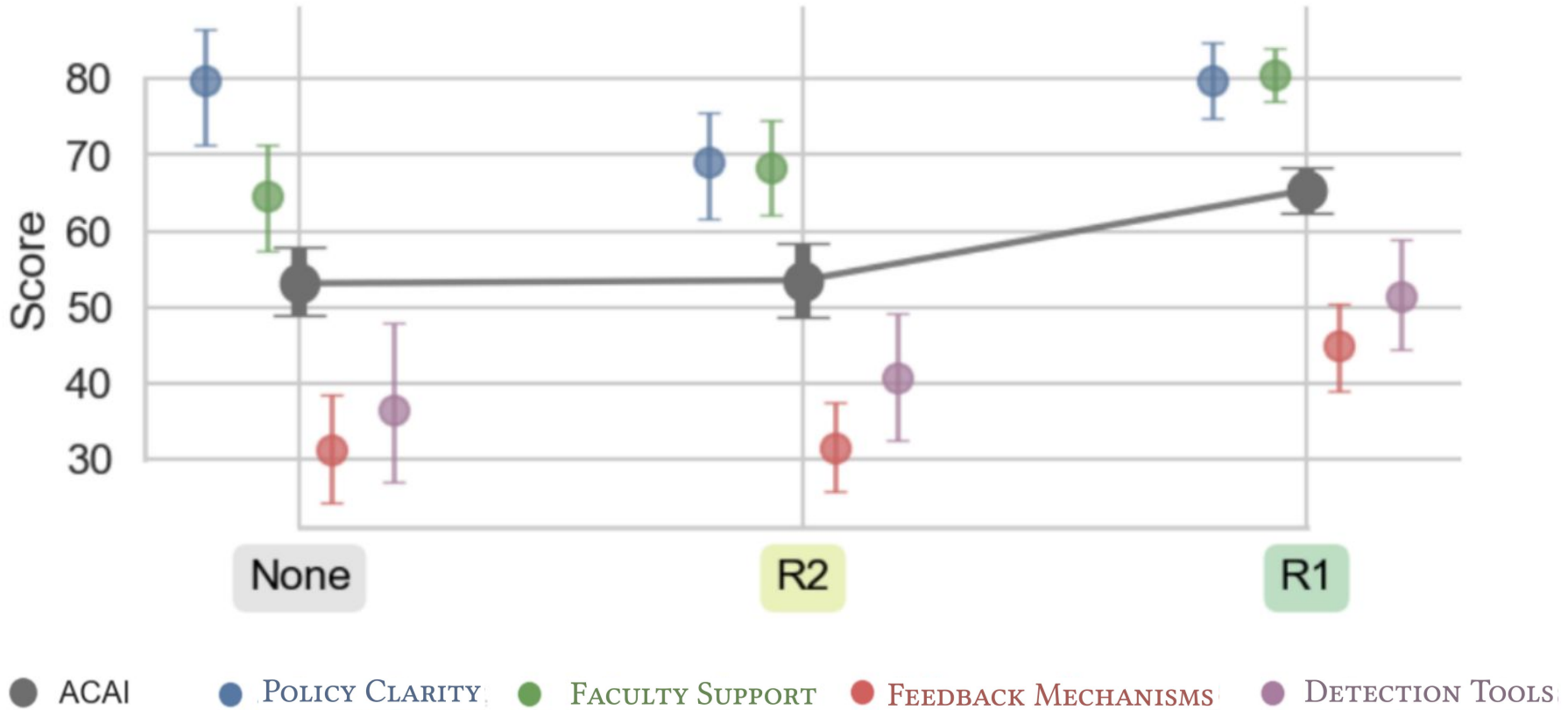
2. Domains

3. Research

4. LLM

Conclusion

ACAI Scores by Research Activity



Legal Premise + ACAI

1. Features

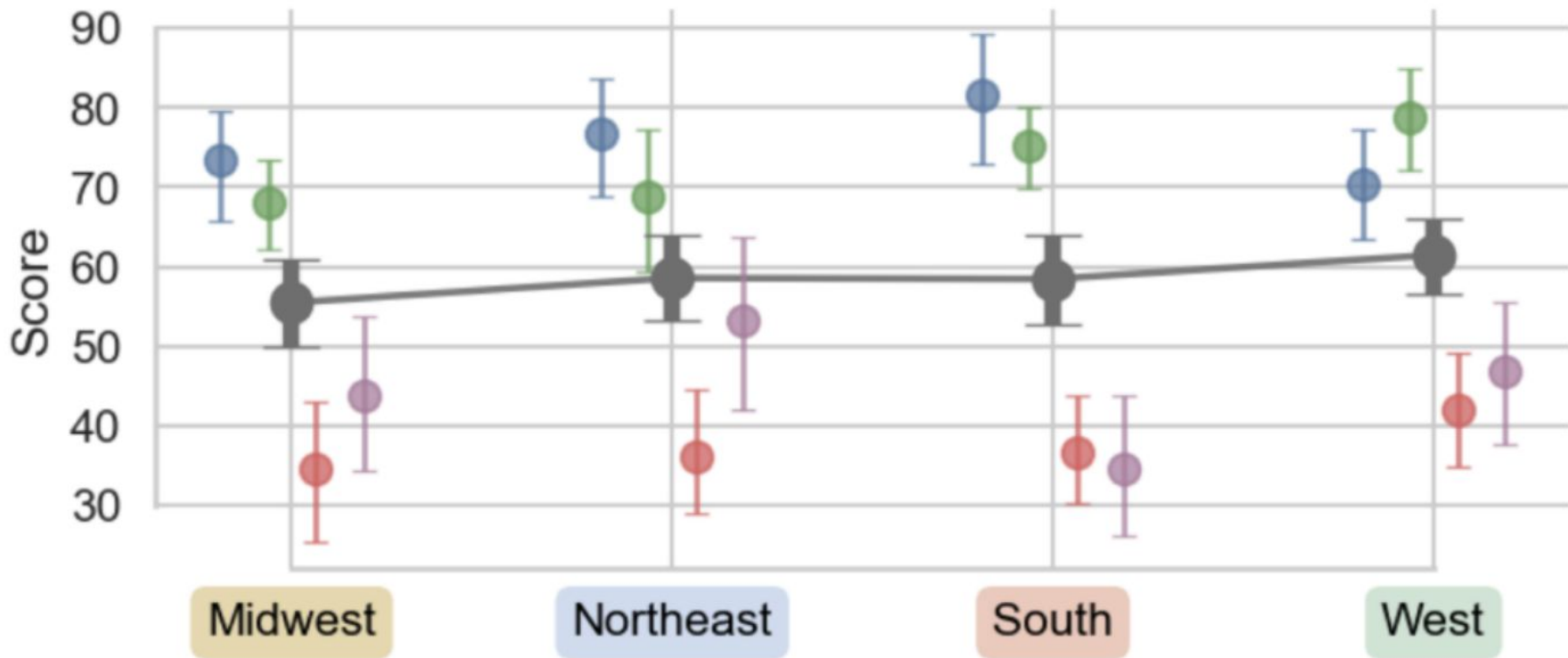
2. Domains

3. Research

4. LLM

Conclusion

ACAI Scores by Region



● ACAI

● POLICY CLARITY

● FACULTY SUPPORT

● FEEDBACK MECHANISMS

● DETECTION TOOLS

Legal Premise + ACAI

1. Features

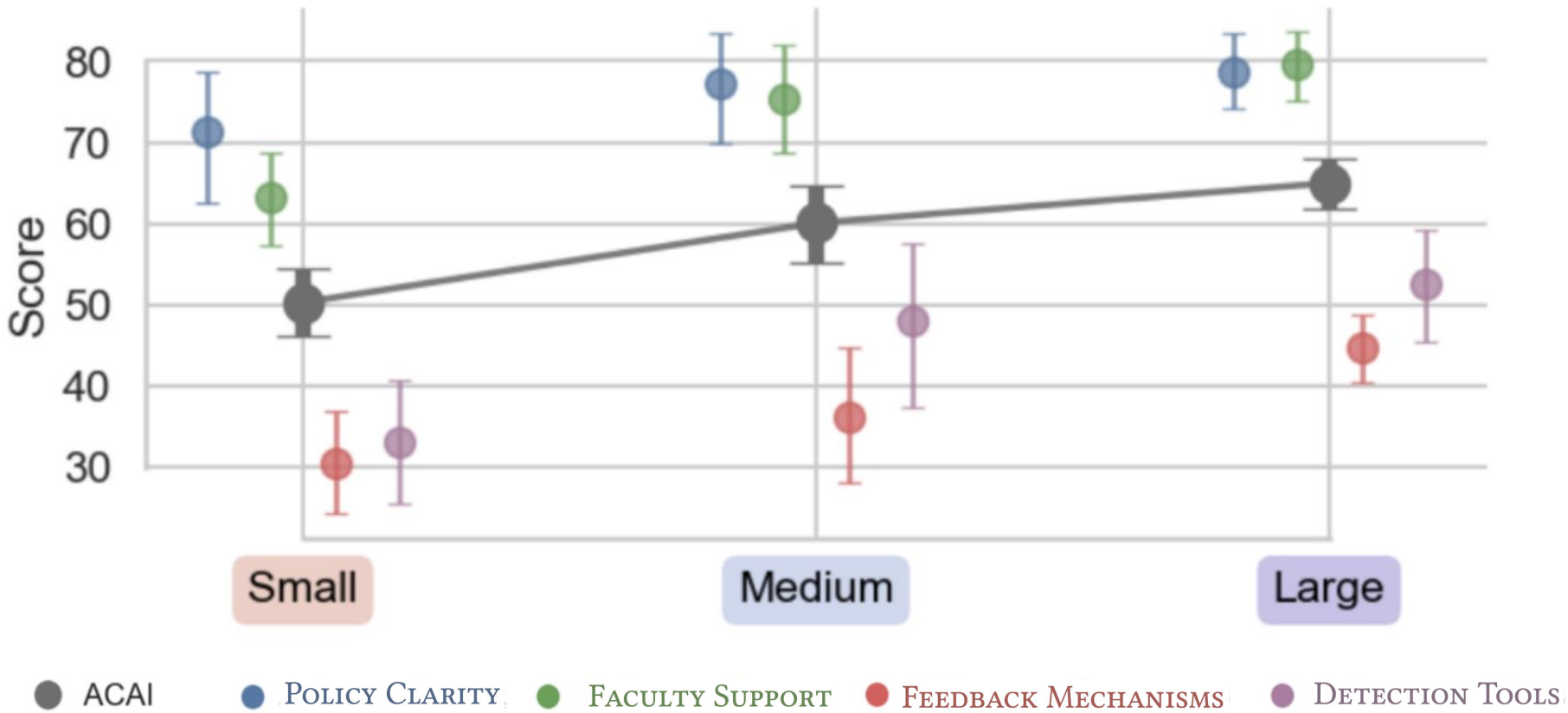
2. Domains

3. Research

4. LLM

Conclusion

ACAI Scores by Size



Which governance domains have stronger/weaker due process protections?

A. Policy Clarity

Can affected parties identify the rules?

Ex: The university defines “AI use” or “AI assistance”

B. Faculty Support

Do faculty have the institutional support to apply them consistently?

Ex: “AI Use” syllabus statement examples are provided

C. Feedback Mechanisms

Are there structured mechanisms for participation and revision?

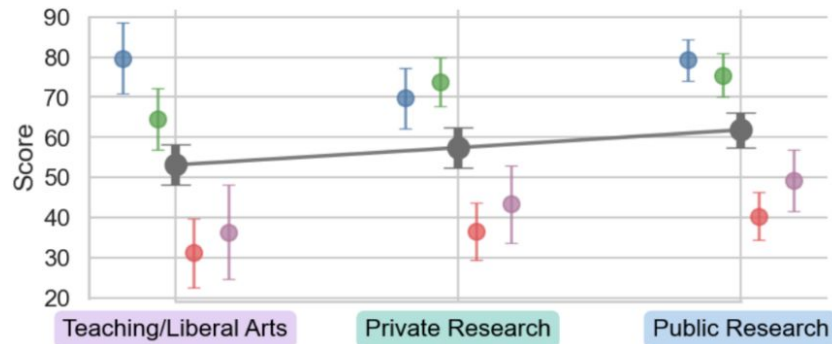
Ex: A student committee for feedback exists

D. Detection Tools

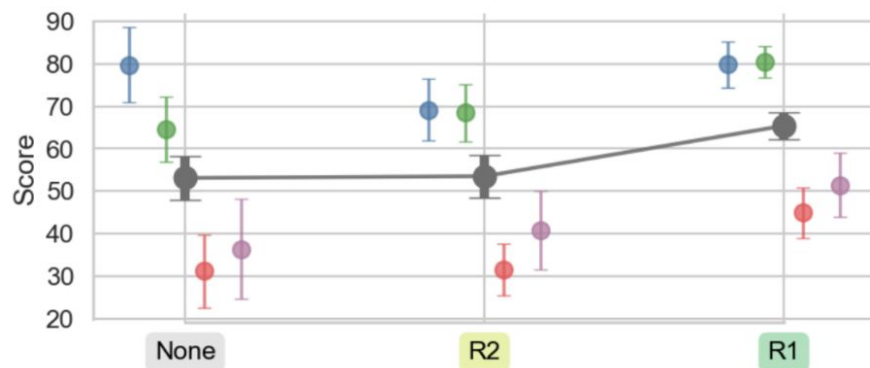
And are the uses of AI detection technology governed by safeguards against error and abuse?

Ex: Student misconduct determinations require human review

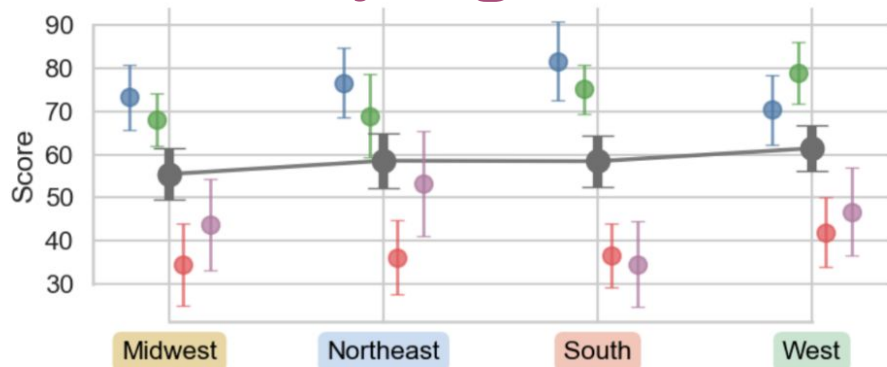
by Type



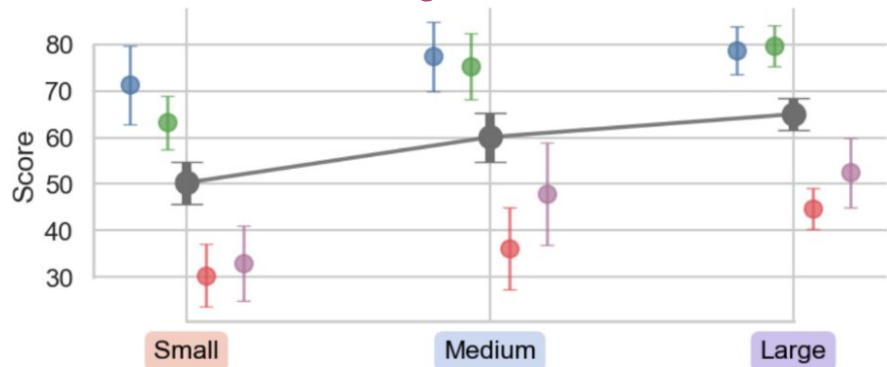
by Research Activity



by Region



by Size



● ACIAI ● POLICY CLARITY ● FACULTY SUPPORT ● FEEDBACK MECHANISMS ● DETECTION TOOLS

Legal Premise + ACIAI

1. Features


2. Domains

3. Research

4. LLM

Conclusion

How does AI research output correlate with due process protections?



We approximate research output via CSRankings

CSRankings: Computer Science Rankings

CSRankings is a metrics-based ranking of top computer science institutions based on faculty publications at selective conferences.

USA

2022

2025

AI

Systems

Theory

Interdisc.

Tour

Sponsor CSRankings

All Areas [\[off | on\]](#)

AI

- ▶ Artificial intelligence
- ▶ Computer vision
- ▶ Machine learning
- ▶ Natural language processing
- ▶ The Web & information retrieval

Systems

- ▶ Computer architecture
- ▶ Computer networks
- ▶ Computer security
- ▶ Databases
- ▶ Design automation
- ▶ Embedded & real-time systems
- ▶ High-performance computing
- ▶ Mobile computing
- ▶ Measurement & perf. analysis
- ▶ Operating systems
- ▶ Programming languages
- ▶ Software engineering

Institution

Count Faculty

1	▶ Carnegie Mellon University 🇺🇸 📊	34.3	92
2	▶ Univ. of Illinois at Urbana-Champaign 🇺🇸 📊	27.3	62
3	▶ University of Maryland - College Park 🇺🇸 📊	20.9	53
4	▶ Univ. of California - San Diego 🇺🇸 📊	20.4	73
5	▶ Georgia Institute of Technology 🇺🇸 📊	18.9	76
6	▶ Cornell University 🇺🇸 📊	16.9	63
7	▶ Univ. of California - Berkeley 🇺🇸 📊	16.5	64
8	▶ Stanford University 🇺🇸 📊	16.2	45
9	▶ University of Michigan 🇺🇸 📊	14.4	51
10	▶ Massachusetts Institute of Technology 🇺🇸 📊	14.3	65
11	▶ Johns Hopkins University 🇺🇸 📊	13.8	49
12	▶ New York University 🇺🇸 📊	13.4	56
12	▶ Univ. of California - Los Angeles 🇺🇸 📊	13.4	30
14	▶ University of Texas at Austin 🇺🇸 📊	13.3	41
15	▶ University of Southern California 🇺🇸 📊	13.0	47
16	▶ University of Massachusetts Amherst 🇺🇸 📊	12.6	39
16	▶ University of Washington 🇺🇸 📊	12.6	43

Legal Premise + ACAI

1. Features

2. Domains

3. Research

4. LLM

Conclusion

ACAI = AI Governance Capacity

CSRankings = AI Research Output

ACAI Rank	ACAI Score	CSRankings AI Rank	Institution	Type	Research Activity	Region	Size
1	81.82	105	University of New Hampshire	Public Research	R1	Northeast	Medium
2.5	80.30	96	Portland State University	Public Research	R2	West	Large
2.5	80.30	8	Stanford University	Private Research	R1	West	Medium
4	77.27	14	University of Texas at Austin	Public Research	R1	South	Large
5	75.76	42	University of Notre Dame	Private Research	R1	Midwest	Medium
6.5	74.24	137	Baylor University	Private Research	R1	South	Large
6.5	74.24	44	University at Buffalo	Public Research	R1	Northeast	Large
9.5	71.21	un.	Rowan University	Public Research	R2	Northeast	Large
9.5	71.21	29	Stony Brook University	Public Research	R1	Northeast	Large
9.5	71.21	79	University of Florida	Public Research	R1	South	Large
9.5	71.21	9	University of Michigan at Ann Arbor	Public Research	R1	Midwest	Large
14	69.70	91	Case Western Reserve University	Private Research	R1	Midwest	Medium
14	69.70	un.	Lafayette College	Teaching/LA	-	Northeast	Small
14	69.70	un.	Lewis & Clark College	Teaching/LA	-	West	Small
14	69.70	27	Texas A&M University	Public Research	R1	South	Large
14	69.70	7	University of California, Berkeley	Public Research	R1	West	Large

Legal Premise + ACAI

1. Features

2. Domains

3. Research

4. LLM

Conclusion

We ask – do they correlate?

ACAI Rank	ACAI Score	CSRankings _{AI} Rank	Institution	Type	Research Activity	Region	Size
1	81.82	105	University of New Hampshire	Public Research	R1	Northeast	Medium
2.5	80.30	96	Portland State University	Public Research	R2	West	Large
2.5	80.30	8	Stanford University	Private Research	R1	West	Medium
4	77.27	14	University of Texas at Austin	Public Research	R1	South	Large
5	75.76	42	University of Notre Dame	Private Research	R1	Midwest	Medium
6.5	74.24	137	Baylor University	Private Research	R1	South	Large
6.5	74.24	44	University at Buffalo	Public Research	R1	Northeast	Large
9.5	71.21	<i>un.</i>	Rowan University	Public Research	R2	Northeast	Large
9.5	71.21	29	Stony Brook University	Public Research	R1	Northeast	Large
9.5	71.21	79	University of Florida	Public Research	R1	South	Large
9.5	71.21	9	University of Michigan at Ann Arbor	Public Research	R1	Midwest	Large
14	69.70	91	Case Western Reserve University	Private Research	R1	Midwest	Medium
14	69.70	<i>un.</i>	Lafayette College	Teaching/LA	–	Northeast	Small
14	69.70	<i>un.</i>	Lewis & Clark College	Teaching/LA	–	West	Small
14	69.70	27	Texas A&M University	Public Research	R1	South	Large
14	69.70	7	University of California, Berkeley	Public Research	R1	West	Large

Legal Premise + ACAI

1. Features

2. Domains

3. Research

4. LLM

Conclusion

AI governance capacity is **weakly correlated** with AI research output

ACAI Rank	ACAI Score	CSRankings _{AI} Rank	Institution	Type	Research Activity	Region	Size
1	81.82	105	University of New Hampshire	Public Research	R1	Northeast	Medium
2.5	80.30	96	Portland State University	Public Research	R2	West	Large
2.5	80.30	8	Stanford University	Private Research	R1	West	Medium
4	77.27	14	University of Texas at Austin	Public Research	R1	South	Large
5	75.76	42	University of Notre Dame	Private Research	R1	Midwest	Medium
6.5	74.24	137	Baylor University	Private Research	R1	South	Large
6.5	74.24	44	University at Buffalo	Public Research	R1	Northeast	Large
9.5	71.21	<i>un.</i>	Rowan University	Public Research	R2	Northeast	Large
9.5	71.21	29	Stony Brook University	Public Research	R1	Northeast	Large
9.5	71.21	79	University of Florida	Public Research	R1	South	Large
9.5	71.21	9	University of Michigan at Ann Arbor	Public Research	R1	Midwest	Large
14	69.70	91	Case Western Reserve University	Private Research	R1	Midwest	Medium
14	69.70	<i>un.</i>	Lafayette College	Teaching/LA	—	Northeast	Small
14	69.70	<i>un.</i>	Lewis & Clark College	Teaching/LA	—	West	Small
14	69.70	27	Texas A&M University	Public Research	R1	South	Large
14	69.70	7	University of California, Berkeley	Public Research	R1	West	Large

Legal Premise + ACAI

1. Features

2. Domains

3. Research

4. LLM

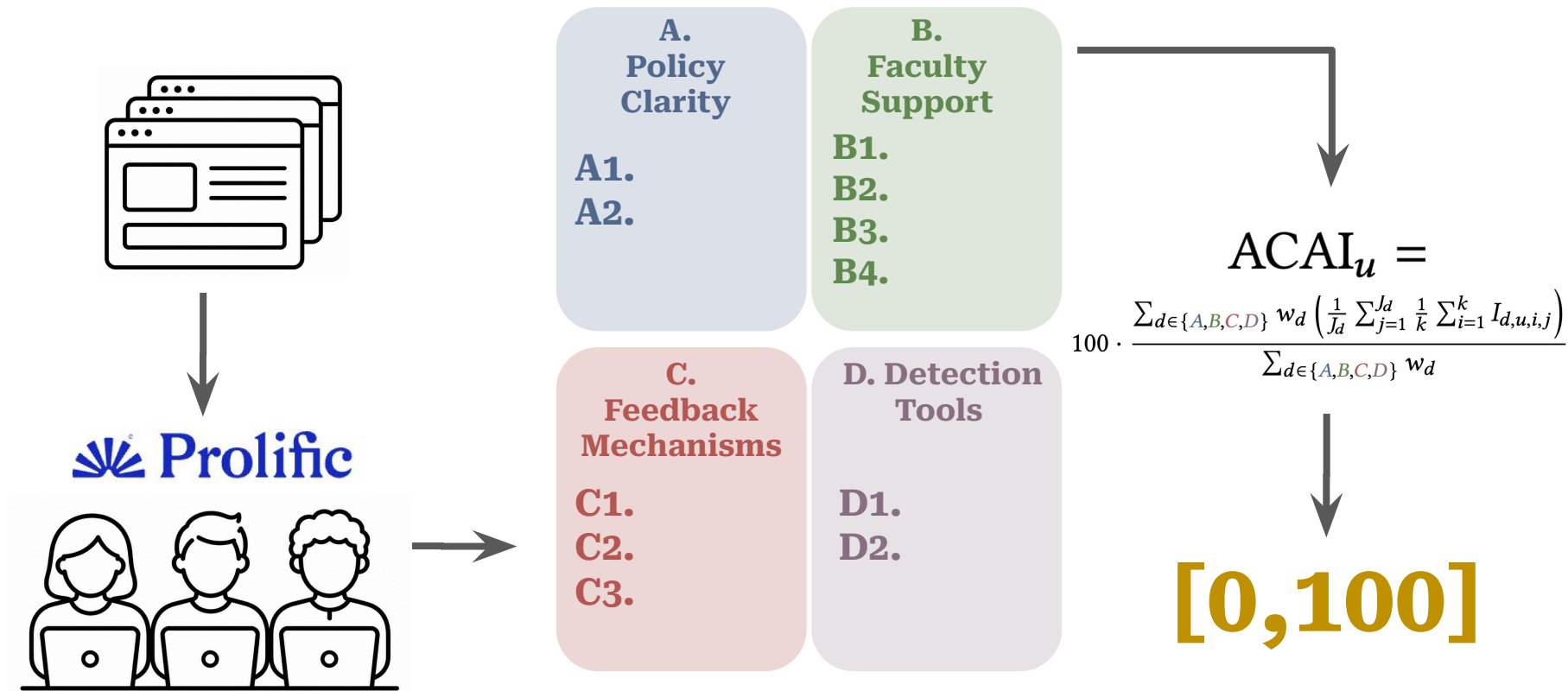
Conclusion

Can an LLM replicate our audit?

gpt-5.2



Remember this process?



Legal Premise + ACAI

1. Features


2. Domains

3. Research


4. LLM

Conclusion

We swap in an LLM



~~ProLife~~



A.
Policy
Clarity

A1.
A2.

B.
Faculty
Support


B1.
B2.
B3.
B4.

C.
Feedback
Mechanisms

C1.
C2.
C3.

D. Detection
Tools

D1.
D2.



$ACAI_u =$

$$100 \cdot \frac{\sum_{d \in \{A,B,C,D\}} w_d \left(\frac{1}{J_d} \sum_{j=1}^{J_d} \frac{1}{k} \sum_{i=1}^k I_{d,u,i,j} \right)}{\sum_{d \in \{A,B,C,D\}} w_d}$$



[0,100]

Legal Premise + ACAI

1. Features

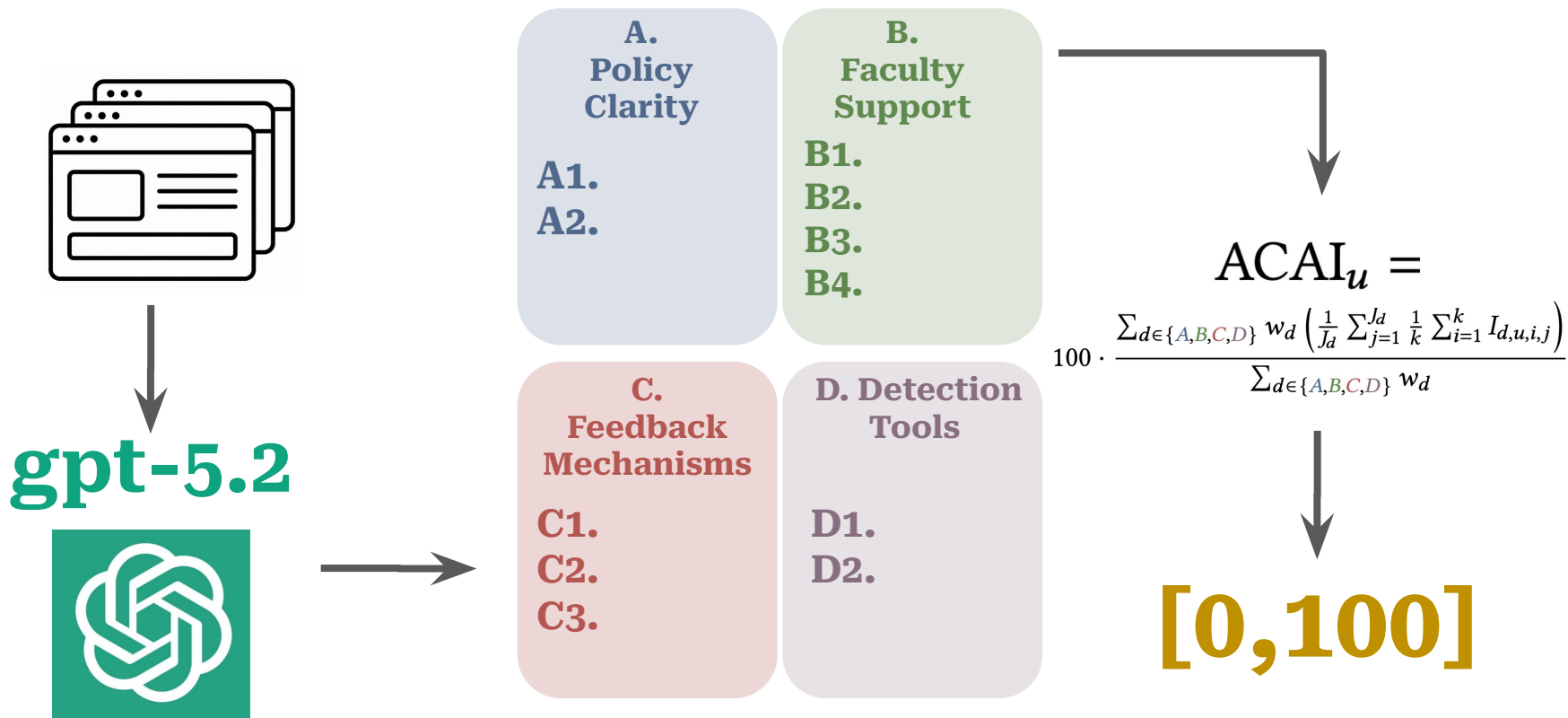
2. Domains

3. Research

4. LLM

Conclusion

We swap in an LLM



LLMs only partially reproduce human governance judgements.

Maximum rank for a single university is

~72

positions

Top quartile was misranked by

≥24

positions

*So can LLMs be used for **governance audits**? Not yet.*

Three steps universities can take now

1

Establish a
centralized AI
policy hub

2

Decide on clear
procedures for
**AI detection
tools**

3

Formalize
policy
**feedback
mechanisms**

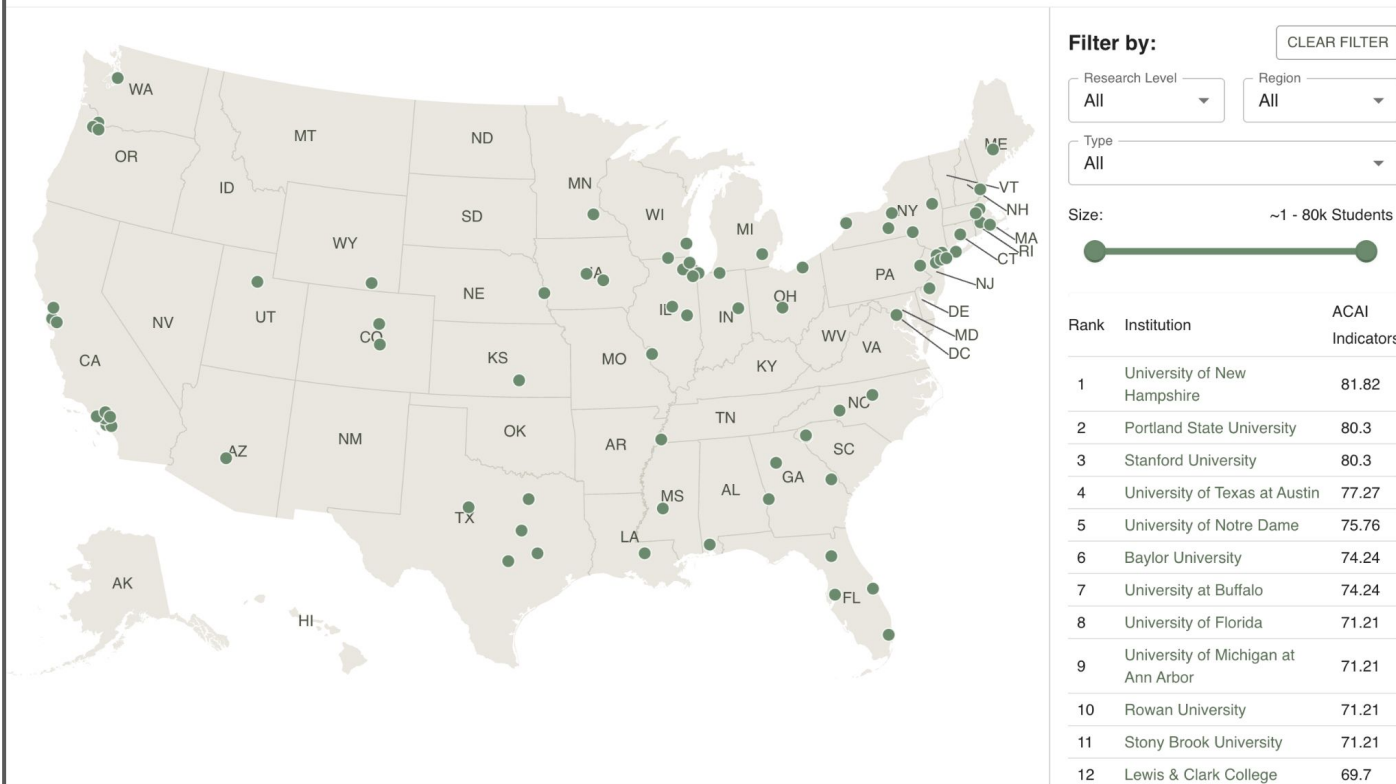
acai-us79.org

ACAI-US79 Auditing how 79 U.S. universities are governing AI on campus.

Map

Self-Scoring Calculator

About



Data Source: Google Sheet · About & Feedback · Contact: mariateleki@tamu.edu

Legal Premise + ACAI

1. Features

2. Domains

3. Research

4. LLM

Conclusion

Want to score *your* university?

Use the calculator below to see how your institution stacks up against the 79 universities we audited in ACAI-US79.

1. **Browse** your university's public-facing AI-related web pages.
2. **Tag** each of the 11 ACAI indicators as ✗ ABSENT (0.0), — PARTIAL (0.5), or ✓ PRESENT (1.0).
3. **Watch** your ACAI score, percentile, and rank update live above.

Your ACAI Score is...

0.00

which falls at Rank **79** of 79.

This rank is better than **0 percent** of universities in the ACAI-US79 dataset.

Weighting scheme

Indicator-weighted (2 / 4 / 3 / 2) ▾

RESET ALL

A. Policy Clarity

Can affected parties identify the rules?


A1. The university defines "AI use," "AI assistance," or "AI-generated content."

✗ ABSENT — PARTIAL ✓ PRESENT

A2. The university defines standards for citing AI-generated material.

✗ ABSENT — PARTIAL ✓ PRESENT

Data Source: Google Sheet · About & Feedback · Contact: mariateleki@tamu.edu



Legal Premise + ACAI

1. Features

2. Domains


3. Research

4. LLM

Conclusion

For all the details, check out the paper!

mariateleki@tamu.edu



I'll be on the
faculty job
market this Fall!